

AUDIT REPORT

P3 communications GmbH
Am Kraftversorgungsturm 3, D-52070 Aachen, Germany
Has been tasked by



VIPnet d.o.o., Vrtni put 1, 10000 Zagreb

to independently audit the

performance of its voice and data services on smartphones

in comparison to other GSM/UMTS/LTE mobile radio networks in metropolitan and rural areas.

The audit was done as an independent performance benchmark performed by P3 communications between November 25th and December 12th, 2014 in Zagreb and 13 further cities and towns as well as on connection roads. Measurements have been executed as drive tests outdoors using a Samsung Galaxy S4 LTE+ Smartphone (150 Mbit/s Download / 50 Mbit/s Upload). Data measurements have been performed in LTE/3G/2G & 3G/2G mode. Voice measurements have been done in LTE preferred mode on one side and 3G preferred mode on the other side, while call origin has been alternated.

The following pages provide a comparative overview about the performance results observed for the different tested service types. Unless otherwise stated the shown bar graphs present the average value of the respective KPI and the error bars indicate the 95% confidence interval.

Smartphone Voice - mobile-to-mobile communication
Smartphone Data - HTTP Web Browsing, HTTP File Transfer and YouTube Video



Maziar Kianzad
Head of International Benchmarking

Audit Result Summary

LTE/3G preferred Smartphone Voice Service

Service Type	Requirement	KPI Name and Description	Result								
Voice mobile-to-mobile service measured with two independent devices and systems at different locations. One party was set to LTE preferred, the other to 3G preferred mode.	<p>In order to offer a good Voice Service a network has to provide reliable service access and stable voice calls.</p> <p>Call Success Ratio values around 97% indicate a sufficient, values around 98% a good and values around 99% an excellent quality.</p>	The Call Success Ratio includes the Call Setup Success Ratio and the composite Dropped Call Ratio.	<p>Call Success Ratio [%]</p> <table border="1"> <thead> <tr> <th>Category</th> <th>Value</th> </tr> </thead> <tbody> <tr> <td>Vip</td> <td>98,68</td> </tr> <tr> <td>Operator 1</td> <td>98,39</td> </tr> <tr> <td>Operator 2</td> <td>96,12</td> </tr> </tbody> </table>	Category	Value	Vip	98,68	Operator 1	98,39	Operator 2	96,12
	Category	Value									
Vip	98,68										
Operator 1	98,39										
Operator 2	96,12										
<p>In order to offer a good Voice Service a network has to provide reasonable speech quality. Offered speech codecs, share of low and empty speech samples and general network performance impact the mean speech quality score.</p>	<p>Average Speech Quality on Call Basis is adapted from POLQA wideband evaluation. Each recorded speech sample is compared with a German wideband reference sample. The POLQA algorithm determines a value between 1.0 and 4.5 where 4.5 is the best value.</p>	<p>Average Speech Quality [POLQA MOS]</p> <table border="1"> <thead> <tr> <th>Category</th> <th>Value</th> </tr> </thead> <tbody> <tr> <td>Vip</td> <td>3,59</td> </tr> <tr> <td>Operator 1</td> <td>3,42</td> </tr> <tr> <td>Operator 2</td> <td>2,72</td> </tr> </tbody> </table>	Category	Value	Vip	3,59	Operator 1	3,42	Operator 2	2,72	
Category	Value										
Vip	3,59										
Operator 1	3,42										
Operator 2	2,72										

Audit Result Summary

Smartphone Data Service LTE preferred

Service Type	Requirement	KPI Name and Description	Result								
Smartphone Data 4G preferred – Static Web Browsing ,Kepler' reference page	In order to offer a good HTTP Static Web Browsing service the content must be transferred quickly and reliably. Further the content must not be compressed in a way that lossy compression affects the user perception.	Static Web Page Session Time including DNS resolution time, IP Service Access Time and Transfer Time.	<p>Overall Session Duration [s]</p> <table border="1"> <thead> <tr> <th>Category</th> <th>Value [s]</th> </tr> </thead> <tbody> <tr> <td>Vip</td> <td>1,10</td> </tr> <tr> <td>Operator 1</td> <td>1,63</td> </tr> <tr> <td>Operator 2</td> <td>3,31</td> </tr> </tbody> </table>	Category	Value [s]	Vip	1,10	Operator 1	1,63	Operator 2	3,31
		Category	Value [s]								
Vip	1,10										
Operator 1	1,63										
Operator 2	3,31										
Static Web Page Session Success Ratio including DNS Resolution Success, IP Service Access Success.	<p>Overall Session Success Ratio [%]</p> <table border="1"> <thead> <tr> <th>Category</th> <th>Value [%]</th> </tr> </thead> <tbody> <tr> <td>Vip</td> <td>97,86</td> </tr> <tr> <td>Operator 1</td> <td>99,72</td> </tr> <tr> <td>Operator 2</td> <td>97,25</td> </tr> </tbody> </table>	Category	Value [%]	Vip	97,86	Operator 1	99,72	Operator 2	97,25		
Category	Value [%]										
Vip	97,86										
Operator 1	99,72										
Operator 2	97,25										

Audit Result Summary

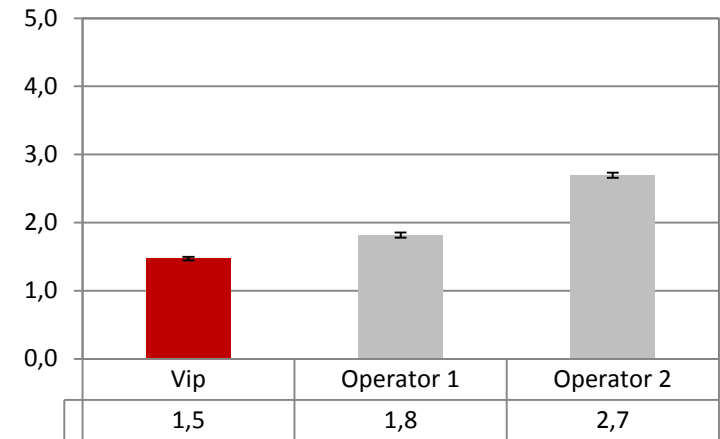
Smartphone Data 4G preferred – Live Web Browsing. 6 Top live web pages in Croatia have been measured:

Youtube.com
Index.hr
Google.hr
Jutarnji.hr
Wikipedia.org
Njuskalo.hr

In order to offer a good HTTP Live Web Browsing service the content of 6 Top Live pages must be transferred quickly and reliably. Further the content must not be compressed in a way that lossy compression affects the user perception.

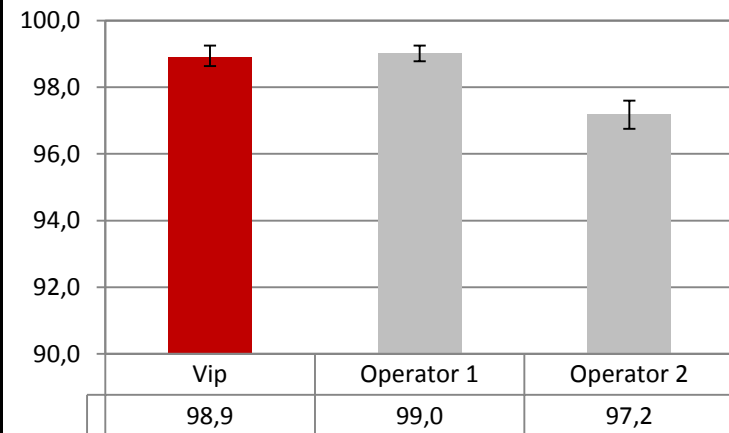
Live Web Page Session Time including DNS Resolution Time, IP Service Access Time and Transfer Time.

Overall Session Duration [s]



Live Web Page Session Success Ratio including DNS Resolution Success, IP Service Access Success and Transfer Success.

Overall Session Success Ratio [%]



Audit Result Summary

<p>Smartphone Data 4G preferred - Data Transfer in uplink and downlink direction</p>	<p>In order to offer a good HTTP Data Transfer downlink or uplink service the uncompressible content must be transferred quickly and reliably.</p>	<p>Average Mean User Data Rate based on a 10 second HTTP file download. An infinite file is downloaded for 10 seconds. The transferred amount of data is divided by 10 seconds to calculate the mean user data rate.</p>	<p>DL Mean User Data Rate [kbit/s]</p> <table border="1"> <thead> <tr> <th>Category</th> <th>Value</th> </tr> </thead> <tbody> <tr> <td>Vip</td> <td>17755</td> </tr> <tr> <td>Operator 1</td> <td>15378</td> </tr> <tr> <td>Operator 2</td> <td>3822</td> </tr> </tbody> </table>	Category	Value	Vip	17755	Operator 1	15378	Operator 2	3822
	Category	Value									
Vip	17755										
Operator 1	15378										
Operator 2	3822										
<p>Average Mean User Data Rate based on a 10 second HTTP file upload. An infinite file is uploaded for 10 seconds. The transferred amount of data is divided by 10 seconds to calculate the mean user data rate.</p>	<p>Average Mean User Data Rate based on a 10 second HTTP file upload. An infinite file is uploaded for 10 seconds. The transferred amount of data is divided by 10 seconds to calculate the mean user data rate.</p>	<p>UL Mean User Data Rate [kbit/s]</p> <table border="1"> <thead> <tr> <th>Category</th> <th>Value</th> </tr> </thead> <tbody> <tr> <td>Vip</td> <td>8103</td> </tr> <tr> <td>Operator 1</td> <td>5840</td> </tr> <tr> <td>Operator 2</td> <td>804</td> </tr> </tbody> </table>	Category	Value	Vip	8103	Operator 1	5840	Operator 2	804	
Category	Value										
Vip	8103										
Operator 1	5840										
Operator 2	804										

Audit Result Summary

<p>Smartphone Data 4G preferred - YouTube Video SD & HD</p>	<p>In order to provide a good quality regarding the YouTube service, a smooth Playout of the reference video without any interruptions is required.</p>	<p>Percentage of uninterrupted Playouts without any interruptions. This KPI aims at fixed line YouTube Experience without any interruptions.</p>	<p style="text-align: center;">Uninterrupted Playouts [%]</p> <table border="1" style="width: 100%; text-align: center;"> <tr> <td>Vip</td> <td>Operator 1</td> <td>Operator 2</td> </tr> <tr> <td>98,6</td> <td>98,2</td> <td>94,7</td> </tr> </table>	Vip	Operator 1	Operator 2	98,6	98,2	94,7
Vip	Operator 1	Operator 2							
98,6	98,2	94,7							
	<p>In order to provide a good quality regarding the YouTube service, a smooth Playout of the reference video without major interruptions is required.</p>	<p>Percentage of successful downloads including minor interruptions. Single interruptions up to 8 seconds and a total interruption length of 15 seconds are accepted.</p>	<p style="text-align: center;">Successful Downloads [%]</p> <table border="1" style="width: 100%; text-align: center;"> <tr> <td>Vip</td> <td>Operator 1</td> <td>Operator 2</td> </tr> <tr> <td>98,55</td> <td>99,08</td> <td>95,34</td> </tr> </table>	Vip	Operator 1	Operator 2	98,55	99,08	95,34
Vip	Operator 1	Operator 2							
98,55	99,08	95,34							
	<p>In order to offer a good quality regarding the YouTube service a short waiting time before the video starts playing is required.</p>	<p>The Playout Waiting Time includes video Catalogue Service Access and Download time, video IP Service Access and video buffering time.</p>	<p style="text-align: center;">Playout Waiting Time [s]</p> <table border="1" style="width: 100%; text-align: center;"> <tr> <td>Vip</td> <td>Operator 1</td> <td>Operator 2</td> </tr> <tr> <td>1,57</td> <td>1,86</td> <td>3,27</td> </tr> </table>	Vip	Operator 1	Operator 2	1,57	1,86	3,27
Vip	Operator 1	Operator 2							
1,57	1,86	3,27							

Audit Result Summary

Smartphone Data Service UMTS preferred

Service Type	Requirement	KPI Name and Description	Result								
Smartphone Data 3G preferred – Static Web Browsing ,Kepler' reference page	In order to offer a good HTTP Static Web Browsing service the content must be transferred quickly and reliably. Further the content must not be compressed in a way that lossy compression affects the user perception.	Static Web Page Session Time including DNS resolution time, IP Service Access Time and Transfer Time.	<p>Overall Session Duration [s]</p> <table border="1"> <thead> <tr> <th>Category</th> <th>Value [s]</th> </tr> </thead> <tbody> <tr> <td>Vip</td> <td>1,68</td> </tr> <tr> <td>Operator 1</td> <td>2,52</td> </tr> <tr> <td>Operator 2</td> <td>3,29</td> </tr> </tbody> </table>	Category	Value [s]	Vip	1,68	Operator 1	2,52	Operator 2	3,29
		Category	Value [s]								
Vip	1,68										
Operator 1	2,52										
Operator 2	3,29										
Static Web Page Session Success Ratio including DNS Resolution Success, IP Service Access Success.	<p>Overall Session Success Ratio [%]</p> <table border="1"> <thead> <tr> <th>Category</th> <th>Value [%]</th> </tr> </thead> <tbody> <tr> <td>Vip</td> <td>98,60</td> </tr> <tr> <td>Operator 1</td> <td>99,20</td> </tr> <tr> <td>Operator 2</td> <td>97,40</td> </tr> </tbody> </table>	Category	Value [%]	Vip	98,60	Operator 1	99,20	Operator 2	97,40		
Category	Value [%]										
Vip	98,60										
Operator 1	99,20										
Operator 2	97,40										

Audit Result Summary

Smartphone Data 3G preferred – Live Web Browsing. 6 Top live web pages in Croatia have been measured:

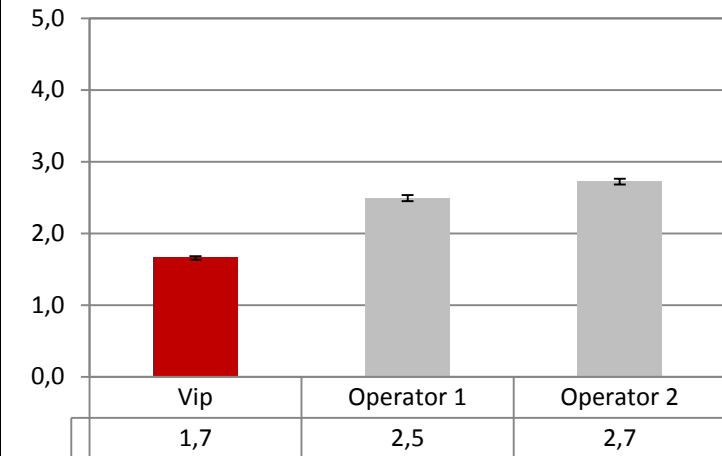
Youtube.com
Index.hr
Google.hr
Jutarnji.hr
Wikipedia.org
Njuskalo.hr

In order to offer a good HTTP Live Web Browsing service the content of 6 Top Live pages must be transferred quickly and reliably. Further the content must not be compressed in a way that lossy compression affects the user perception.

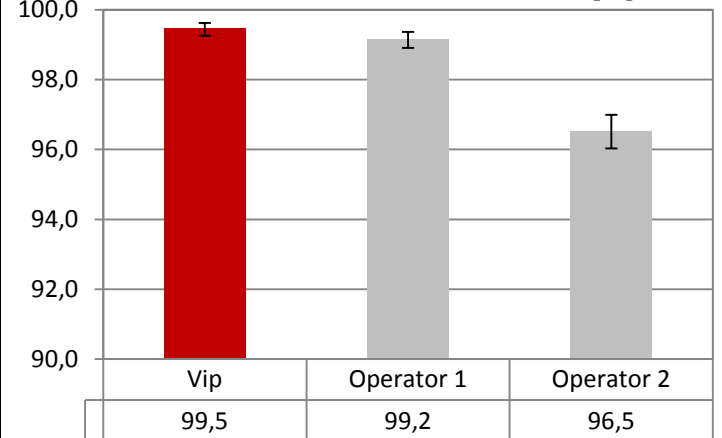
Live Web Page Session Time including DNS Resolution Time, IP Service Access Time and Transfer Time.

Live Web Page Session Success Ratio including DNS Resolution Success, IP Service Access Success and Transfer Success.

Overall Session Duration [s]



Overall Session Success Ratio [%]



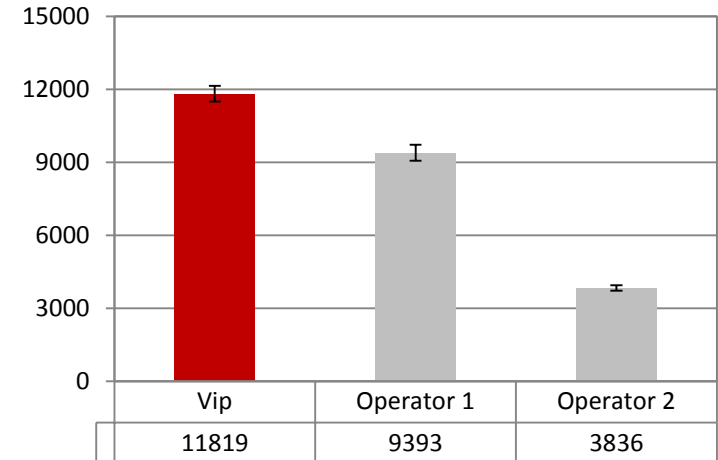
Audit Result Summary

Smartphone Data 3G preferred - Data Transfer in uplink and downlink direction

In order to offer a good HTTP Data Transfer downlink or uplink service the uncompressible content must be transferred quickly and reliably.

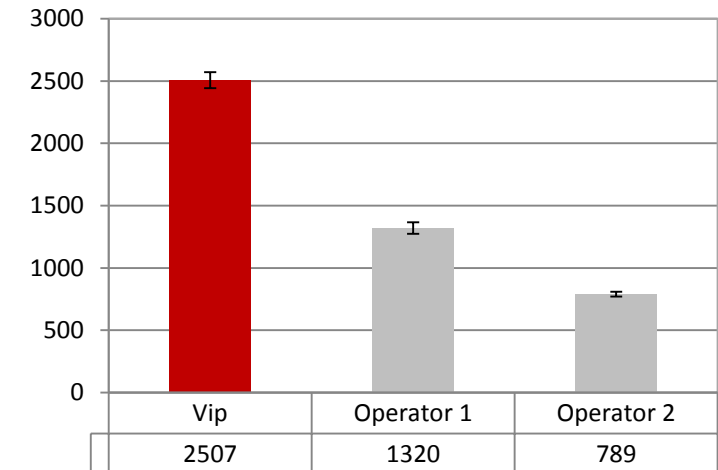
Average Mean User Data Rate based on a 10 second HTTP file download. An infinite file is downloaded for 10 seconds. The transferred amount of data is divided by 10 seconds to calculate the mean user data rate.

DL Mean User Data Rate [kbit/s]



Average Mean User Data Rate based on a 10 second HTTP file upload. An infinite file is uploaded for 10 seconds. The transferred amount of data is divided by 10 seconds to calculate the mean user data rate.

UL Mean User Data Rate [kbit/s]



Audit Result Summary

<p>Smartphone Data 3G preferred - YouTube Video SD & HD</p>	<p>In order to provide a good quality regarding the YouTube service, a smooth Playout of the reference video without any interruptions is required.</p>	<p>Percentage of uninterrupted Playouts without any interruptions. This KPI aims at fixed line YouTube Experience without any interruptions.</p>	<p style="text-align: center;">Uninterrupted Playouts [%]</p> <table border="1" style="width: 100%; text-align: center;"> <tr> <td>Vip</td> <td>Operator 1</td> <td>Operator 2</td> </tr> <tr> <td>98,3</td> <td>96,0</td> <td>91,7</td> </tr> </table>	Vip	Operator 1	Operator 2	98,3	96,0	91,7
Vip	Operator 1	Operator 2							
98,3	96,0	91,7							
	<p>In order to provide a good quality regarding the YouTube service, a smooth Playout of the reference video without major interruptions is required.</p>	<p>Percentage of successful downloads including minor interruptions. Single interruptions up to 8 seconds and a total interruption length of 15 seconds are accepted.</p>	<p style="text-align: center;">Successful Downloads [%]</p> <table border="1" style="width: 100%; text-align: center;"> <tr> <td>Vip</td> <td>Operator 1</td> <td>Operator 2</td> </tr> <tr> <td>99,14</td> <td>98,17</td> <td>94,66</td> </tr> </table>	Vip	Operator 1	Operator 2	99,14	98,17	94,66
Vip	Operator 1	Operator 2							
99,14	98,17	94,66							
	<p>In order to offer a good quality regarding the YouTube service a short waiting time before the video starts playing is required.</p>	<p>The Playout Waiting Time includes video Catalogue Service Access and Download time, video IP Service Access and video buffering time.</p>	<p style="text-align: center;">Playout Waiting Time [s]</p> <table border="1" style="width: 100%; text-align: center;"> <tr> <td>Vip</td> <td>Operator 1</td> <td>Operator 2</td> </tr> <tr> <td>1,85</td> <td>3,03</td> <td>3,30</td> </tr> </table>	Vip	Operator 1	Operator 2	1,85	3,03	3,30
Vip	Operator 1	Operator 2							
1,85	3,03	3,30							